



DIM IT!

*Gijs van Aken, Ladeniusmarke 18,
8016 AJ Zwolle. The Netherlands.
Tel. 038-4659253.*



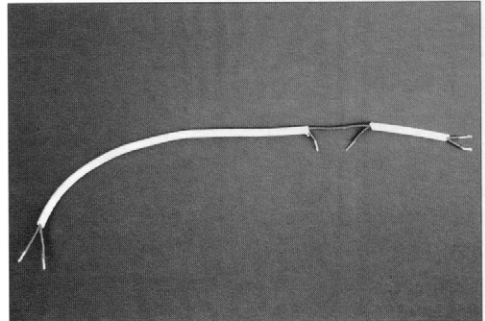
By dimming a light bulb and therefore reducing the load on the filament, the longevity of the bulb can be greatly extended. As well as the above, dimming gives the possibility to adjust the amount of heat emitted by the lightbulbs in the terrarium. For these reasons dimmer switches are frequently used amongst terrarium hobbyists.

The action of dimming itself also uses energy. You can feel the heat emitted by the dimmer switch itself. If you have a large number of terraria with long photoperiods and dimmers, there is a lot of energy (and money) wasted by the dimmers. I avoid these costs by not dimming the bulbs but by making a series connection. If you connect two 60-Watt bulbs in series they will each burn at 50 % of their ability. In this case there is no energy lost on the resistance of the dimmer switches. To control the heat emitted by the bulbs simply replace them for bulbs with a higher or lower wattage. I have made a number of extension leads, which are connected in series. The advantages of these leads are the "visibility" and the "flexibility".

Visibility: By using these extension leads, it is clear, at a glance, which terraria are connected in series and which aren't.

Flexibility: By using these extensions, lamps can be connected in series or in the traditional way (shunt or parallel connection).

The photos show how I made the extension leads; the construction and use of these extension leads are one's own responsibility. (If in doubt seek professional advice)



*Translation: Peter Schilperoord.
Corrections: Mark Wootten.*